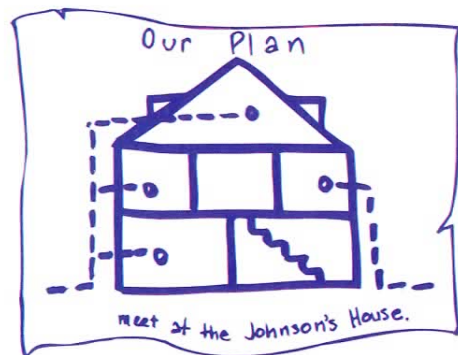


## Is Your Home Fire Safe? Escape Planning



**Establish a fire escape Plan.** Every room should have 2 means of escape. Make sure all windows open and are not painted shut. An exit route out of the house without opening a bedroom door is important. Decide on a meeting place for all family members away from the house. If you suspect fire, get out and call the fire department from your neighbor's. Never re-enter.

### In Case of Fire

**Don't Panic!** - open doors carefully, only after feeling them to see if they are hot. Stay close to the floor as smoke and hot gases rise. Breathe through a cloth and take short, shallow breaths. Follow your pre-planned escape route. Remember, **An Ounce of Prevention**, could save your life and those you love!!!

**"An Ounce of Prevention"**  
could save your life and those you  
love!

# Don't Panic!

Don't wonder what you would do in a  
fire emergency,...

# KNOW!

Printed by Alert-all Corporation  
Bowmansville, PA 17507

©

## An Ounce of Prevention...

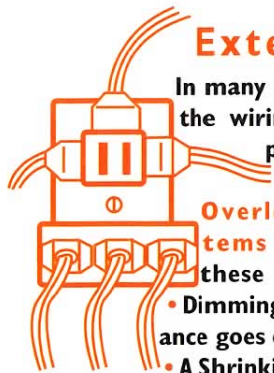


### Home Fire Safety Tips

# Don't wonder what you would do in a fire emergency, KNOW!

**Question:** What national disaster kills an average of 5,000 people, injures an additional 21,000 and costs \$3.4 Billion EACH YEAR? **Answer:** Residential Fires!... **IS YOUR HOME FIRE SAFE?**

## Wiring / Extension Cords

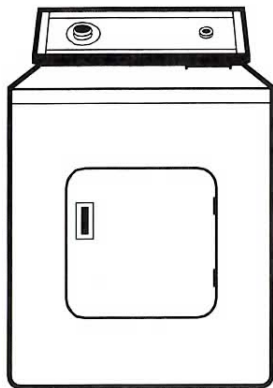


In many older homes, capacity of the wiring system has not kept pace with today's modern appliances.

Overloaded electrical systems invite fire. Watch for these overloaded signals:

- Dimming lights when an appliance goes on.
- A Shrinking TV picture
- Slow heating appliances (like a toaster)
- Fuses blowing frequently

Check for frayed insulation, damaged cords, loose connections and loose wall receptacles.



## Clothes Dryers

Never put in synthetic fabrics, plastic, rubber or foam, because they retain heat. Clean lint screen before and after use. Dryers must be vented to outside and plugged into own outlet. **Never leave home with the dryer running.**



## Kitchen Fire Safety

Watch what you put on the stove. An electrical coil reaches a temperature of 800°. A gas flame goes over 1,000°. Your dish towel or pot holder can catch fire at 400°. So can your bathrobe, apron or other loose clothing! You should never put anything on the stove you don't want to heat. Never heat cooking oil and leave the room. Clean exhaust hood and duct over stove regularly. Wipe up spilled grease as soon as the surface of the stove is cool. **Keep a fire extinguisher mounted nearby.** Watch young children when in the kitchen, keep all pot handles on the stove pointing to the back. Use back burners whenever possible. Never pour water on a grease fire – it scatters the flame. Turn off stove and cover pan or close oven door.



## Fire Extinguishers

Learn how to use your fire extinguisher before there is an emergency. Keep a fire extinguisher in the kitchen, garage and workshop. Purchase ABC type for extinguishing all types of fires. Remember, use extinguisher on small fires only. If there is a large fire, get out immediately and call your fire department.

## Smoke Detectors

Install a smoke detector on each level of your home or apartment; especially outside of bedrooms. Smoke is responsible for 3 out of 4 fire deaths. Keep smoke detectors dust free and change batteries at least once a year. **Test all smoke detectors once a month.**

